


Photo



Descriptions

V Blocking Filter with antiviral effect inhibits 99% of adhered virus, and other harmful substances, such as bacteria, mold and allergen.

Two-layered filter with non-woven fabric and electrostatic filter can effectively capture and remove small particles from the air in your room.

Applicable Models

- MSZ-AP15VG
- MSZ-AP20VG

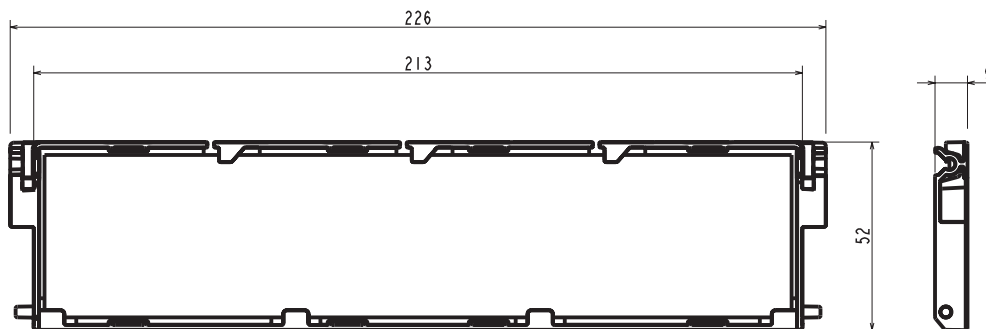
* Not available for MSZ-AP15/20VG-E1/-E2, VGK-E1

Specifications

| | |
|----------------|---|
| Material | Filter: Polyester, rayon, acrylic resin Frame: Polypropylene |
| Color (Filter) | Green |

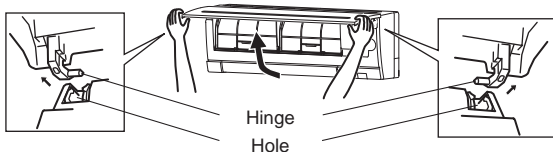
Dimensions

Unit : mm

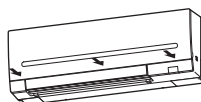


How to Use / How to Install

Replacement of the air cleaning filter



1. Lift the front panel until a "click" is heard.
2. Hold the hinges and pull to remove as shown in the illustration above.
 - Wipe with a soft dry cloth or rinse it with water.
 - Do not soak it in water for more than two hours.
 - Dry it well in shade.
3. Install the front panel by following the removal procedure in reverse. Close the front panel securely and press the positions indicated by the arrows.



Every 3 months:

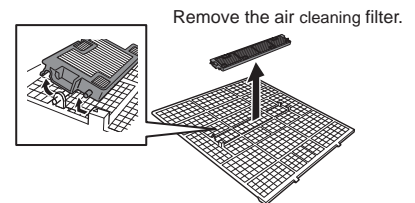
- Remove dirt by a vacuum cleaner.

When dirt cannot be removed by vacuum cleaning:

- Soak the filter and its frame in lukewarm water before rinsing it.
- After washing, dry it well in shade. Install all tabs of the air filter.

Every year:

- Replace it with a new air cleaning filter for best performance.



OPTIONAL PARTS

INDOOR UNIT