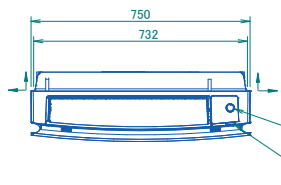
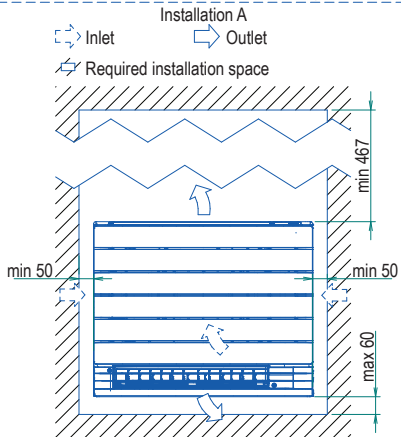
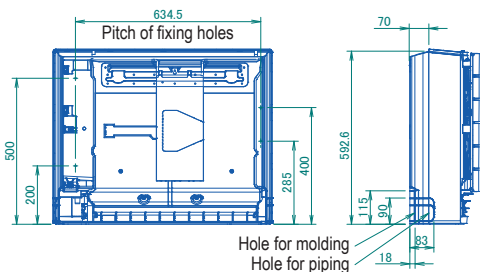
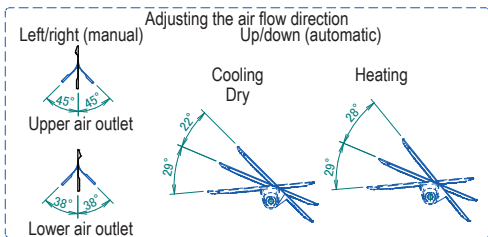


FVXM-A CVXM-A

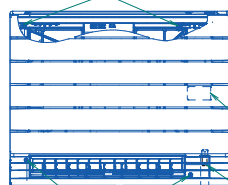


NOTES

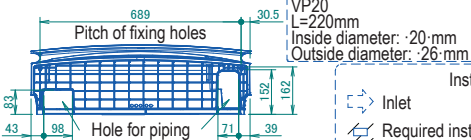
- The → mark shows the piping direction.

Operation lamp
Indoor unit On/OFF switch
Indication lamps
Signal receiver
~400 Dimensions of fully opened front panel

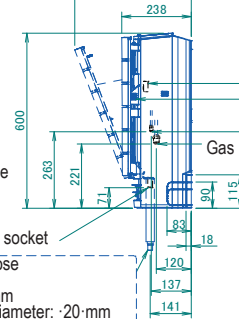
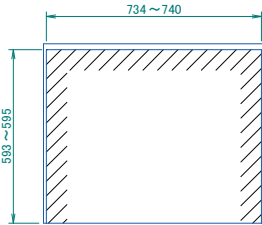
Front grille fixing screws



Front grille fixing screws



Installation C
Wall hole for half concealed installation



Terminal block with earth terminal
Room temperature sensor
Humidity sensor
Liquid pipe connection · $\varnothing 6.4$ CuT.
Gas pipe connection · $\varnothing 9.5$ CuT / $\varnothing 12.7$ CuT.

Signal transmitter

ARC466A66
Wireless remote control

Installation B

Inlet

Outlet

Required installation space

