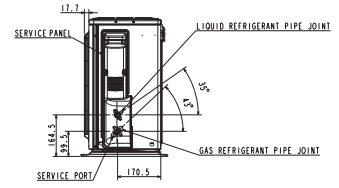
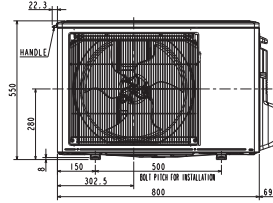
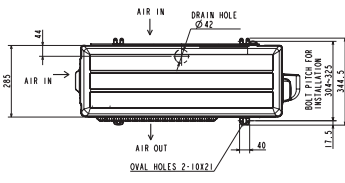
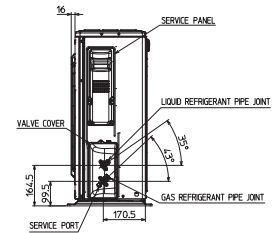
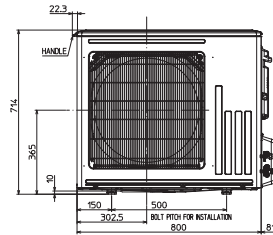
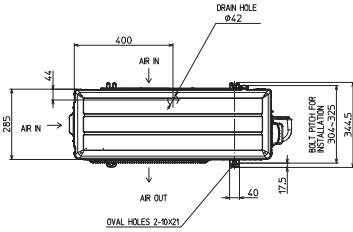


Rozměrová schémata

SUZ - invertorové venkovní jednotky, chlazení / topení, SUZ-M25/35VA



SUZ - invertorové venkovní jednotky, chlazení / topení, SUZ-M50VA



SUZ - invertorové venkovní jednotky, chlazení / topení, SUZ-M60/71VA

